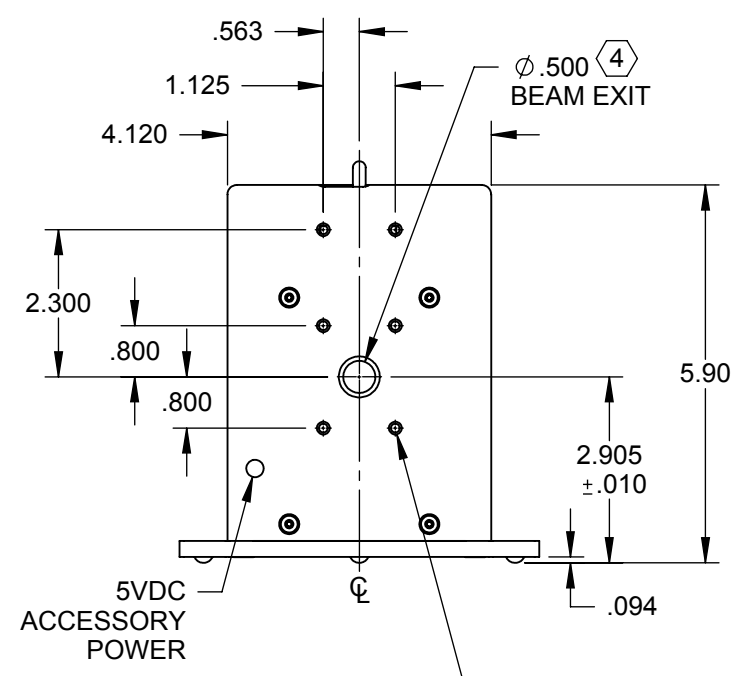
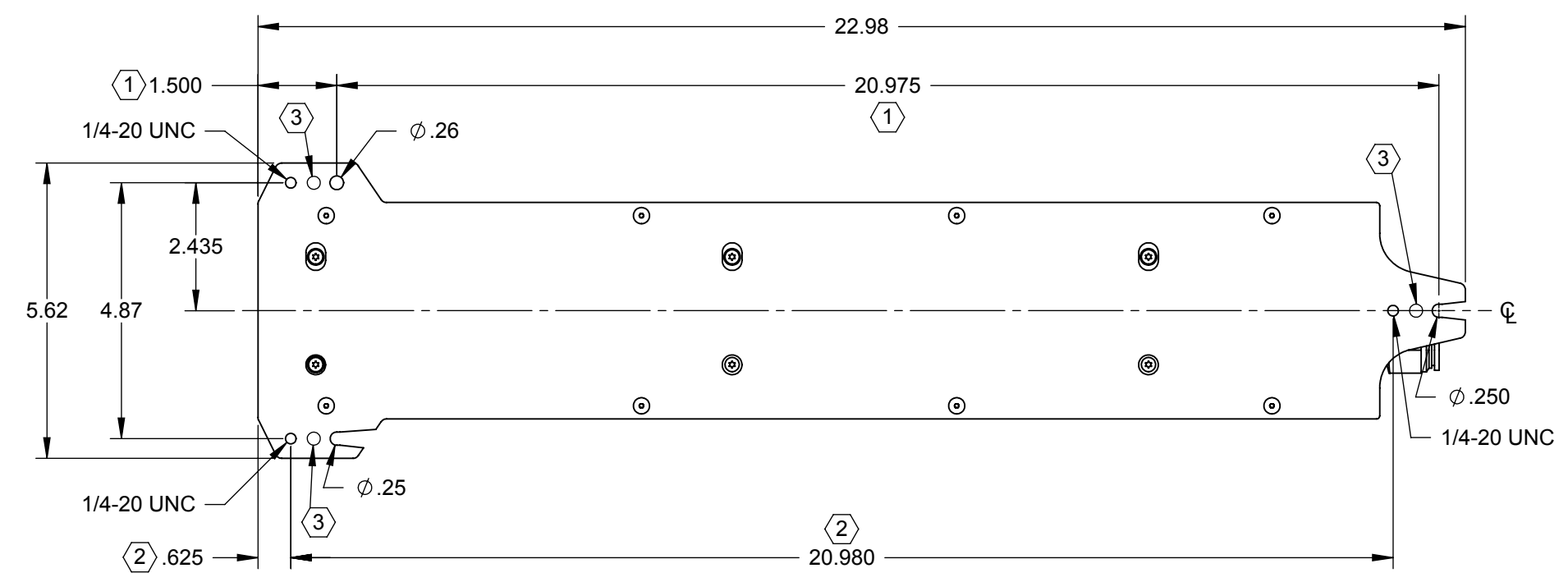
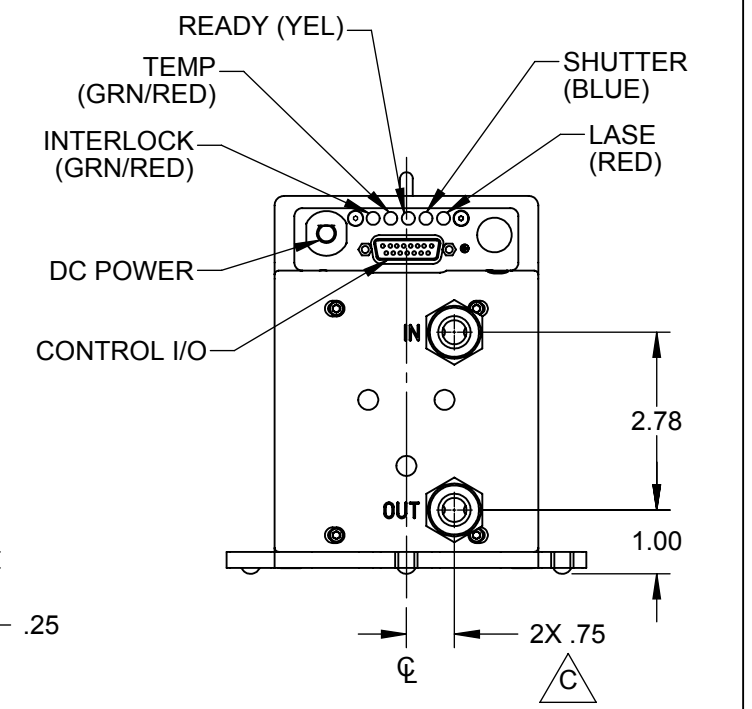



REV	ECO	DATE	DESCRIPTION	DB
A	4045	14-May-09	RELEASE TO PRODUCTION	DMD
B	4107	9-Sep-09	ADD NOTE 4, FACE PLATE INFO	DMD
C	4154	13-Jan-10	UPDATE COOLING FITTINGS LOCATION	.




6X 8-32 UNC ACCESSORY MOUNTING HOLES. SCREWS SHOULD NOT EXTEND MORE THAN .19 INTO FACE PLATE



- NOTES:
- ① THIS HOLE PATTERN USED WHEN TOP ACCESS FASTENING DESIRED.
 - ② THIS HOLE PATTERN USED WHEN BOTTOM ACCESS FASTENING DESIRED.
 - ③ HARDENED BALL MOUNTING POINT (Ø.250 STEEL BALL).
 - ④ BEAM PATH MAY NOT BE CENTERED OR PERPENDICULAR TO FACEPLATE APERTURE.

TOLERANCES UNLESS NOTED:	
.x = ± .	ANGLE = ± . °
.xx = ± .	
.xxx = ± .	
MATERIAL:	
.	
.	
FINISH:	
.	
.	
.	

PROPRIETARY
THIS DRAWING IS PROPRIETARY TO
SYNRAD INC. AND SHALL NOT BE
USED OR DISCLOSED IN WHOLE
OR IN PART WITHOUT WRITTEN
PERMISSION OF SYNRAD INC.



SYNRAD INC.
4600 Campus Place
Mukilteo, WA 98275
Phone: (425)349-3500
Fax: (425)349-3667

DESCRIPTION: OUTLINE & MOUNTING, WATER-COOLED, Ti60/Ti80/Ti100			
PART NUMBER: 300-19847-03		DWG/FILE NUMBER: 300-19847-03	
SHEET 1 of 1	ENG: .	DRAWN BY: D. DUVAL	DATE: 10-Mar-09
UNITS: Inches	CATEGORY: .	CHECKED BY:	DATE:
SIZE: B	FINISH CLASS: .	APPROVED BY:	DATE: